

A Quick Guide to Adult Leader Training

Old Colony Council, Boy Scouts of America



*Every youth deserves a trained leader...
and every leader deserves to be trained!*



The success of every Scouting program depends on having well-trained leaders. They not only bring a quality program to their units, but they also have more fun doing it. Everything we do in Scouting has a purpose. Training is the key to recognizing, understanding, and achieving the purpose behind every activity. **If you're a registered adult leader, there's a training course for you!**




National Requirements

- As of June 2010, all registered adults must take Youth Protection training. New leaders have to take this training before they can register. And everyone must re-take the course every two years.
- By the end of 2012, the top leader in each unit (Cubmaster, Scoutmaster, Crew Advisor) must have earned the "Trained" patch for their position.
- By the end of 2013, all "direct contact" leaders (for example, Den Leaders and Assistant Scoutmasters) will also have to earn the "Trained" patch for their position.

The BSA's database has a record of who's taken training. When it's time for your pack, troop, or crew's annual charter renewal, the Council will check the database to make sure your adult leaders have met the requirements.

Required Courses

Key:  = online  = in-person

1	Youth Protection Explains BSA policies and precautions.	
2	Fast Start A quick introduction to Scouting.	
3	This Is Scouting A 50-minute introduction to the values, aims, history, funding, and methods of Scouting.	
4	Position-Specific Training Training on how to perform your function in the Scouting program.	

Cub Leader Training

Also known as Pack Adult Leader (PAL) training.



Scoutmaster Basic 1,2,3

For Scoutmasters (SMs) and Assistants (ASMs). Either an all-day session or three evenings. Offered roughly five times a year throughout the council.



Outdoor Leader Skills (OLS)

For SMs and ASMs, a weekend intro to outdoor skills like knife and ax, cooking, and pioneering. Offered at least once in fall and once in spring.



Troop Committee Challenge

Basic course for Committee members.





Venture Leader Training

A weekend session, usually offered in October and March.



Other Courses

Key:  = online  = in-person

Wood Badge

BSA's core leadership skills training, designed to help every adult grow as a leader. Offered annually. For more information, visit <http://woodbadge.oldcolonycouncil.org/>.



Basic Adult Leader Outdoor Orientation (BALOO)

A one-day introduction to outdoor skills for the Cub program. Offered at least twice a year.




Outdoor Leader Skills for Webelos Leaders (OWL)

A weekend introduction to outdoor skills for the Webelo program. Offered at least twice a year.



Other Supplemental Courses

BSA offers many other online courses such as Hazardous Weather, Safe Swim Defense, and Safety Afloat. Other in-person courses happen periodically, too.




How to Do Training Online

You can access your personal training records and take the courses you need at <http://www.myscouting.org/>. Here's what you'll need:

- A computer with access to the Internet.
- A "MyScouting" account.

How do I set up a "MyScouting" account? Go to <http://www.myscouting.org/>, click "Create an Account," and follow the steps. If you are already registered as an adult leader, you'll be asked to enter your BSA Member ID number, which is on your registration card (see above). Your unit leader can also help you find your number. If you're not registered yet or can't find your Member ID, you can skip this step and still set up an account.



How does MyScouting work? When you create your account, you will pick a user name and password. You'll need this user name and password every time you log in. When you log in, you'll see a link to "E-Learning" on the left. Click here to see the courses you've taken and other courses you can take. When you complete an online course, you can print a copy of the certificate for your files. You can also re-print the certificate later.

How do I add my Member ID number to my account? If you originally set up an account without your Member ID number, you can go back and add it later. Just log in and click "Update My Profile," then pick Old Colony Council from the list and enter your Member ID number.

What if I don't have a computer or Internet access? You can take these courses any place you can find a computer with Internet access: a friend's house, the public library, or perhaps at a pack or troop meeting.

Do I have to be good at using a computer? No advanced computer skills are needed! You basically have to be able to watch a movie on screen, click a few buttons, and answer some multiple-choice questions.

For More Information

- Your unit should have a "training coordinator" who can help you get the training you need
- Council Training Chair: Paul Norton: paulnorton@verizon.net
- Cranberry Harbors Training Contact: Rick Robbins: rwrtwo@comcast.net
- Great Ponds Training Contact: Chris Lamie: chris.lamie@gmail.com
- Seven Rivers Training Contact: Bernie Maher: BernieMaher@aol.com
- Squanto District Training Contact: Mandy Lyons: mandylyons42@yahoo.com
- Old Colony Council training website: www.oldcolonycouncil.org/; mouse-over "Training"